

Maddie's[®] Tail Wag



AN ACTIVITY BOOK FOR AGES 7-10



Hello, my name is Maddie.

With your help, two homeless
pets can find their way to a
loving home.


Follow me!

Wiggle the Dog and Waggle the Cat were both abandoned under a bridge. In order to survive, they depended on each other and became like brother and sister, never wanting to be separated. One day, a humane officer is wandering around and finds Wiggle and Waggle and brings them to the Rescue Center.



DOT TO DOT

Follow the dots and see if you can find Wiggle and Waggle.



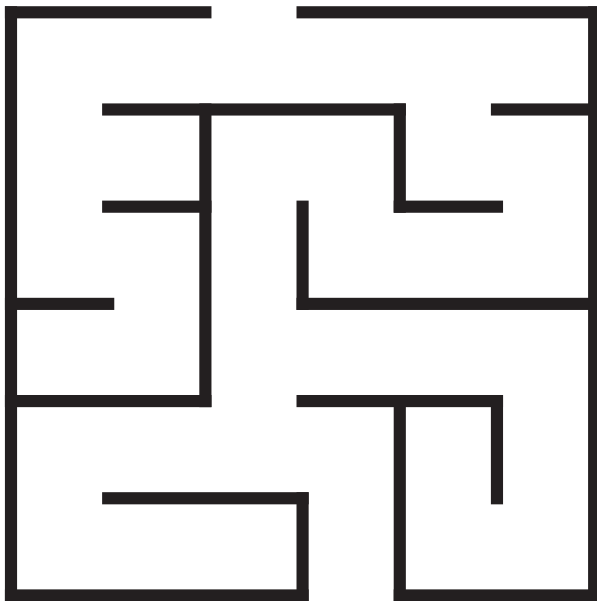
Once they arrive, Wiggle is sent to a foster home of a nice boy named Alex. Unfortunately, there isn't a foster home available for Waggle and she is put into a cage.

MAZE


See how being in a foster home is fun and life is easy, but being in a cage is sad and life is hard by trying to solve these mazes.



FOSTER MAZE (EASY)




SHELTER MAZE (HARD)



CROSSWORD PUZZLE

TAKING CARE OF PETS



ACROSS

2. _____ - ____ after your animal when he makes a mess.
4. ____ your animal to give him exercise.
6. Washing (or bathing) and brushing your pet is also called _____ing them.

DOWN

1. _____ your animal good manners.
2. Put a _____ and ID tag on your animal.
3. ____ with your animal for entertainment.
5. Give your animal ____ so he doesn't get hungry.



Back at Alex's foster home, Alex works on training Wiggle to sit and stay. Having good manners will make it easier for him to find a new home. Alex uses his homemade treats to train Wiggle.

ALEX'S DOG TREAT RECIPE

INGREDIENTS:

- 1 Cup Flour (or ½ Cup Flour with ½ Cup Rolled Oats)
- ½ Cup Canned Pumpkin
- ⅓ Cup Peanut Butter


INSTRUCTIONS:

Mix ingredients together in a bowl using your hands and form into a big solid ball.
Makes one dozen treats.

Options for making treats:

1. For shaped treats: Roll dough out to ¼ inch thickness, then cut out shapes using a cookie cutter and place on an ungreased cookie sheet and bake at 350 degrees F for 10 to 15 minutes or until lightly brown on top.
2. For big dogs: Collect about a ½ inch ball-sized amount of dough. Using your hands, roll the dough into a ball, then smush down onto an ungreased cookie sheet using a spoon or a fork to about ¼ inch thickness. Bake at 350 degrees F for 15 minutes or until lightly brown on top.
3. For small dogs (or big dogs on a diet): Collect about a pea-sized amount of dough. Roll dough into a small ball using your hands, then smush down the ball with the tip of your finger to flatten in and place on an ungreased cookie sheet. Bake at 350 degrees F for 10 minutes or until lightly brown on top.

After the cookies are done baking, make sure the treats cool completely before sharing them with your dog.



FOSTER FUN WORD SEARCH

D P G Z L B E I V A O P F D Y N L V
O P R T C U T E L O V E S S O H T R
G X R S A V E T H E M V T O A W R I
Q D E Q M A D D I E S F U N D U I S
D A N I M A L S C K F L U F F Y A H
L K D L B R O X R B Q C R C A R E E
R W S A L O B Z W K I T T E N S X L
A F F E C T I O N F B C B I O Y Y T
M U H C N E F G X J P P V J E E X E
N A O J X H S P U P P I E S L D H R
J T O Y S B S U C E Z X Y F C A T K
H F O S T E R K A D O P T B I C D A

adopt

affection

animals

care

cat

cute

dog

fluffy

foster

kittens

love

maddies fund

puppies

save them

shelter

toys

Wiggle is usually a very happy dog, but today, Wiggle is acting strangely. Can you help Alex figure out what is going on with Wiggle?



WORD SCRAMBLE

I T S M S Y M S S I E R T W G G A E L

I W H I W S E W C U D L O E B
T R H E G E O T T A N A A I G


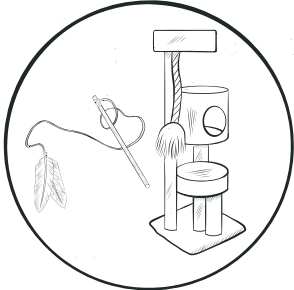





Back at the Rescue Center, Waggle is sad and misses her brother. On top of this, she catches a cold from the other cats there, but the Rescue Center is here to help. They provide her with warm bedding, medical care and play time to cheer her up.



MATCH GAME

Match Waggle with the appropriate care.



HOW TO MAKE A CAT TOY

MATERIALS:

- 1 shoe lace
- 1 feather

INSTRUCTIONS:

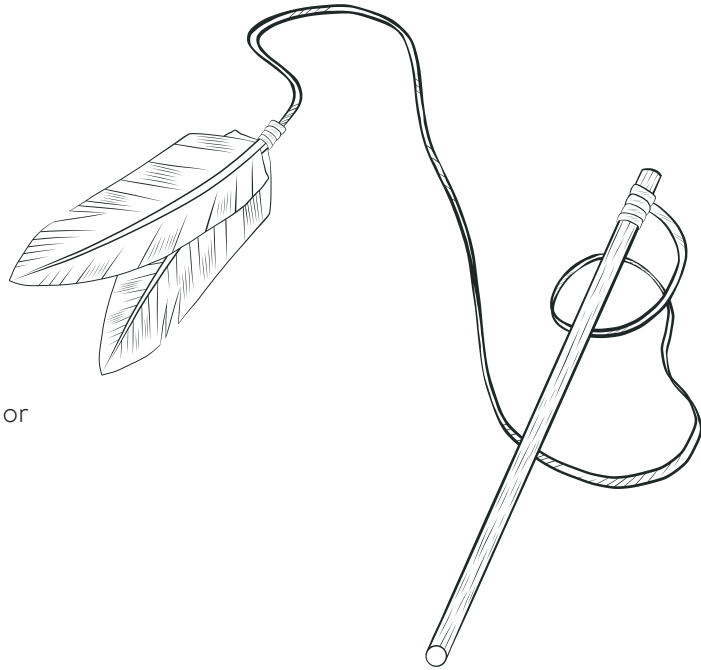
1. Tie shoe lace around feather.
2. Play by waving in front of the cat

ADD ON - OPTION 1:

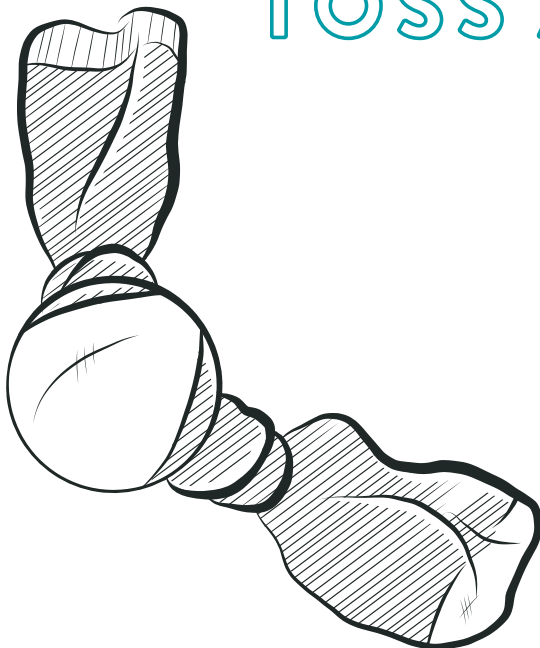
Additional materials: A Straw, chopstick or wooden skewer

OPTION 1 INSTRUCTIONS:

3. Tape other end of the shoe lace to the straw /chopstick /skewer
4. Play! (same way as before)



BALL & SOCK TOSS AND TUG TOY



MATERIALS:

- 1 Old sock, with heel if possible
- 1 Tennis ball


INSTRUCTIONS:

1. Tie a knot in the sock just below the heel.
2. Place ball into sock
3. Tie a knot just above the ball
4. Play! (same way as before)


GRID COPY DRAWING



Once Alex figures out that Wiggle and Waggle are family, he and Wiggle immediately go to the Rescue Center to find Waggle and foster her, too.



Draw us inside our new home!




Alex takes lots of fun pictures of Wiggle and Waggle together and posts them on the adoption website. After a few days, a family calls and wants to adopt both of them! They love seeing the photos of how much they loved each other.



COLOR DRAWING

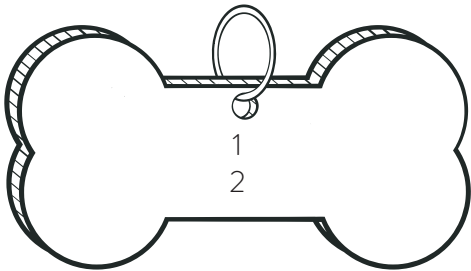

Color in the photos making them bright and cheerful to attract the family to adopt them.



WHAT SHOULD AN ID TAG SAY?

Unscramble the words to find out!

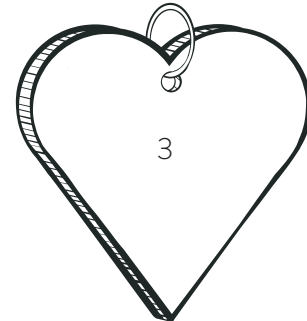
After adopting **Wiggle** and **Waggle**, the family bought ID tags for them and they lived happily ever after.



FRONT:

1. **N** _ _ _
A E M N

2. **D** _ _ **E** _ _
S D E R D A S










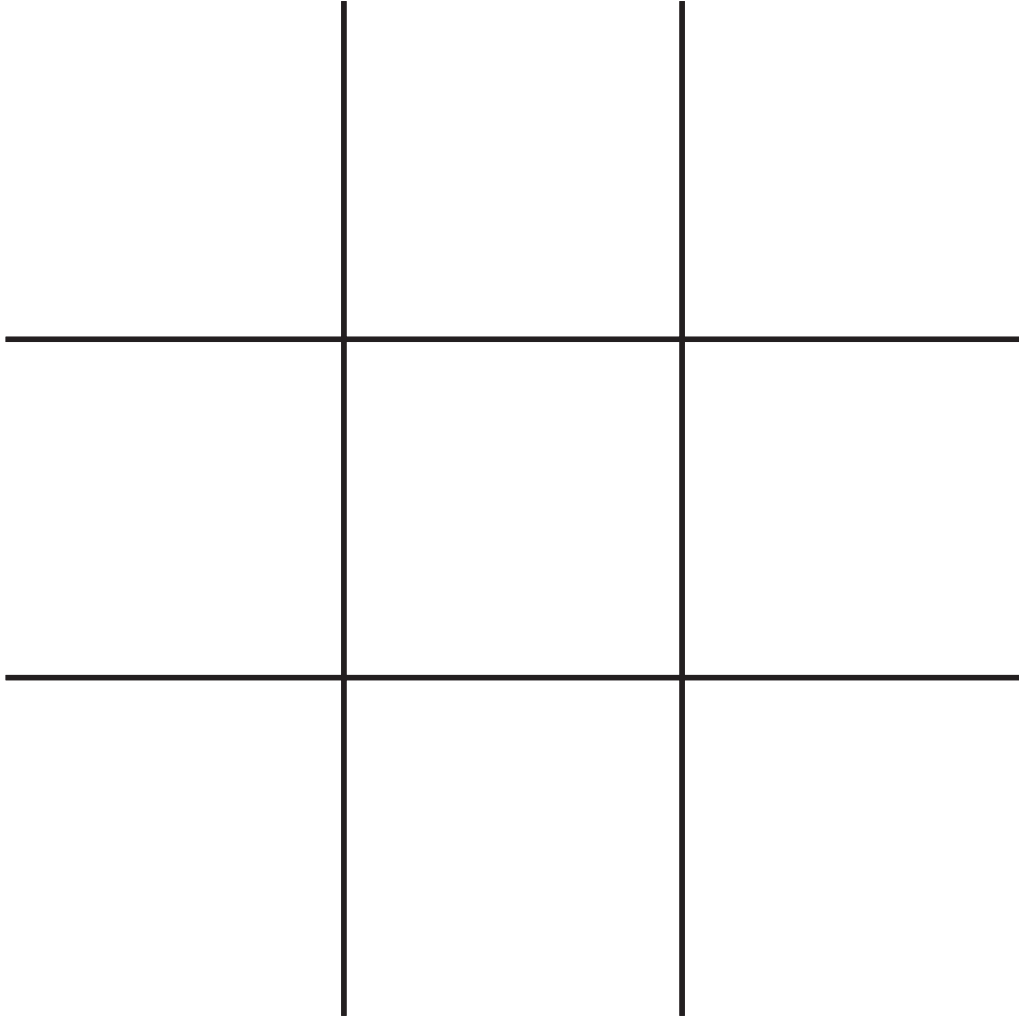


BACK:

3. **P** _ _ _ _ _ **U** _ _ _ **E** _ _
O H P N E U B E R N M

TIC TAC TOE

Cut out the game pieces below to play Tic-Tac-Toe!



CROSSWORD PUZZLE ANSWERS

ACROSS 2. CLEAN-UP after your animal when he makes a mess. 4. WALK your animal to give him exercise.
6. Washing (or bathing) and brushing your pet is also called GROOMing them.

DOWN 1. TEACH your animal good manners. 2. Put a COLLAR and I.D. tag on your animal.
3. PLAY with your animal for entertainment. 5. Give your animal FOOD so he doesn't get hungry.

WORD SCRAMBLE ANSWERS

1. I MISS MY SISTER WAGGLE
2. I WISH WE COULD BE TOGETHER AGAIN

WHAT SHOULD AN ID TAG SAY? ANSWERS

1. NAME
2. ADDRESS
3. PHONE NUMBER



Maddie was a beloved Miniature Schnauzer whose unconditional love, loyalty, and spirit inspired a revolution.

Dave and Cheryl Duffield founded Maddie's Fund® in 1994 to honor their delightfully feisty dog. While playing together on the living room rug, they made her a promise: If they ever had any money, they would help save lives of companion animals so other families could experience the same joy. And the rest, as they say, is history.

Dave and Cheryl made good on that promise after successfully launching several technology companies. They have endowed Maddie's Fund to help create a no-kill nation where every dog and cat is guaranteed a healthy home or habitat. In their lifetime, they have given more of their personal wealth to animal welfare than any other individuals. All thanks to Maddie.



CONTACT US:

6150 Stoneridge Mall Road, Suite 125
Pleasanton, CA 94588

925.310.5450

info@maddiesfund.org

MaddiesFund.org

ACKNOWLEDGEMENTS:

WRITTEN BY:

Everest Damaschino

CONTRIBUTORS:

Alexander Peek, Kelly Pelligrini, Katyie Ritterbush, Callie Zeifang,
Allie Ruesink, Lisa Ward, Lynne Fridley,
Dr. Laurie Peek, Sharon Fletcher, Craig Coryell, Jack Zeifang

NOT FOR RESALE